

TWIST / LUG CLOSURE

Made of tinplate, the Twist/Lug Closure is the most popular metal closure for food and beverages. It provides the best oxygen barrier technology for a long shelf life.

The Twist/Lug Closure is suitable for hot and cold filling and compatible with pasteurization or sterilization processes.

Customers can further enhance their own packaging appeal by customizing this closure with a huge range of coatings, designs, colors and profiles.




DIAMETERS (mm)	RTS	EDGE	RTO	MTO	DTO	DDO
30				•		
33				•		
38			•	•	•	
43			• E		•	
48	• E		• E			
53	• E	•	•			
58	•	•	• E*		•	
63	•	•	• E*		•	
66	•	•			•	
70	•	•	• E*		•	•
77	•	•				
82	• E	•			•	
89	•					
100	•					
110	•					

E: Available with easy grip

*Only available on the American market

All diameters and heights
are available with vacuum
indicator flip/button

RANGE



GASKET

Plastisol Compound.

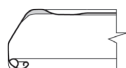
Check with our sales offices the
availability of the diameter in
PVC-free.

Closures are produced according
to GPI (Glass Packaging Institute)
standards.

TECHNICAL DESIGN



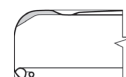
RTS (48-110)
Regular Twist Open
with Step



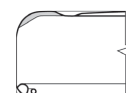
EDGE (53-82)



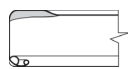
RTO (38-43)
Regular Twist Open



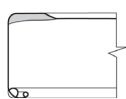
MTO (30-38)
Medium Twist Open



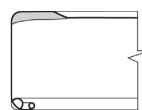
DTO (38-43)
Deep Twist Open



RTO (48-70)
Regular Twist Open



DTO (58-82)
Deep Twist Open



DDO (70)
Deep Deep Twist Open